



BIO-EFFICACY OF *COLOTROPIS PROCERA* AND *LANTANA CAMARA* AGAINST *SPODOPTERA LITURA* (TOBACCO CUT-WORM)

Amarjeet Singh,¹ Ashok Kumar Chaubey² and Devendra Kumar³

¹SCRIET, Chaudhary Charan Singh University, Meerut-250004.

²Department of Zoology, Chaudhary Charan Singh University, Meerut-250004

³Department of Environmental Science, Ramanujan College, University of Delhi.

Corresponding Author 1 : singhamarjeet1342@gmail.com

2. akc.nema@gmail.com

[www.doi.org/10.59436/https://jsiane.com/archives3/12/97](https://doi.org/10.59436/https://jsiane.com/archives3/12/97)

Abstract

The use of pesticides such as organophosphates and carbamates for controlling various pests is an effective strategy for protecting crops. But these chemical pesticides pose serious threats to the environment and to non-target organisms due to its persistent nature. Use of natural pesticides based on Phytochemicals as active ingredients obtained from Botanical is a viable option and being popular due to their eco-friendly and non-toxicological properties. *Calotropis procera* and *Lantana camara* is a weed having Different medicinal properties. Present study was designed to study the efficacy of two plants extracts viz., *Calotropis procera* and *Lantana camara* only-aerial parts were taken against the *Spodoptera litura* (Third instar larvae), each was taken in different concentration in three replications of 24, 48 and 72 hours. After every interval of time the mortality percentage was detected. The percentage mortality was also studied with other solvents i.e. hexane, aqueous, chloroform, ethyl acetate, methanol, polar, semipolar and non-polar solvents at different concentrations these collected data were carefully analysed using MS Excel and poloplur software. The LD₅₀ and LD₉₀ estimated using Hexane, Aqueous, Chloroform, Ethyl acetate, methanol extracts of *C. procera* were 7.02, 12.73, 5.48, 9.54, 8.28 and 21.08, 41.34, 16.10, 24.59, 35.15 respectively with fiducial limit of 5.82 to 9.00, 9.50 to 27.19, 3.53 to 8.54, 7.89 to 13.64, 6.46 to 13.04 and 14.30 to 47.89, 21.63 to 28.29, 9.73 to 128.03, 16.13 to 68.74, 19.06 to 179.25. The LD50 and LD90 limits estimated with Hexane, Aqueous, Chloroform, Ethyl acetate extract *L. camara* were 7.89, 4.11, 5.02, 11.79, 9.23 and 54.14, 23.54, 26.74, 94.27, 31.68. Respectively with fiducial limits of 5.69 to 12.50, 1.59 to 8.73, 3.72 to 6.82, 8.01 to 23.91, 7.31 to 12.47 and 26.89 to 243.13, 10.29 to 1270.69, 16.33 to 67.12, 38.69 to 806.11, 20.72 to 69.33 respectively.

Keywords : *Spodoptera litura*, *Lantana camara*, Bio-efficacy, *Calotropis procera*

Received 16.12.2022

Revised 25.02.2023

Accepted 25.03.2023

Introduction

Wide spread use of chemical pesticides in agricultural and public protection has led to a magnificent scale of Environmental exposure.

The natural and monetary commitments of pollinator honey bees to farming creation have been compromised by the wrong and extreme utilization of pesticides (Tschoeke *et al.*, 2019). Normal utilization of pesticides in present day horticulture and general well being activity frameworks has resulted in genuine environmental impact (Minelli and Rebeiro, 1996; Waliszewski *et al.*, 1999) as of late, the interest in the utilization of plant items has expanded, as a result of cost adequacy, and low mammalian poisonousness (Subramaniyam and Rosli, 2000).

In this specific circumstances, screening of common items has gotten in consideration of analysis around the globe (Kebede *et al.*, 2010). Farmers and Researchers frequently Guarantee truthful utilization of plant materials in insect pests. Control including debris (Ajayi *et al.*, 1987) vegetables oils (Sahayaraj, 2008) and powders of plant parts (Lajide *et al.*, 1998). Plants with insecticidal properties are giving options in contrast to as of now utilized manufactured

substance pesticides as a result of their richness of bio-active synthetics (Quin *et al.*, 2010). These Bioactive synthetic compounds go about as fumigants (Choi *et al.*, 2006), contact inject sprays (Tang *et al.*, 2007), anti-agents (Islam *et al.*, 2009) and Anti-feedants (Gonzalez, Coloma *et al.*, 2006) and may influence some natural boundaries, for example, development rate (Nathan *et al.*, 2008), life length and proliferation (Isikber *et al.*, 2006). Aerial parts of *L. camara* have likewise been explored for their insecticidal, anti-ovipositional and antifeedant activities against *Allso-bruchus chinensis*, petrol ether and methanol based extract of the plant showed 10-43% mortality of *A. chinensis* (Saxena *et al.*, 1992). Chloroform based extracts of *L. camara* has been discovered to be altogether powerful against termite laborers (Kumar and Verma, 2006) and fluid concentrates have been deadly for fourth instars larvae of *Spodoptera litura* under lab conditions.

C. procera has various alkaloids, flavanoids, terpenes, terpenoids, furthermore, other inorganic components (Khanzaada, 2008). There are various reports asserting the insecticidal properties of plant concentrate and fundamental oils of *C. procera* (Begum and Sharma, 2013). Pesticidal compounds discovered in *C. procera* have been accounted for

to be powerful against insect pest (Ingle *et al.*, 2017), fungi, microorganisms and nematodes (Chin *et al.*, 2017). Plants inferred items have been utilized to repulse or killing mosquitoes and other home grown insect pests throughout of the word (Pavella, 2016).

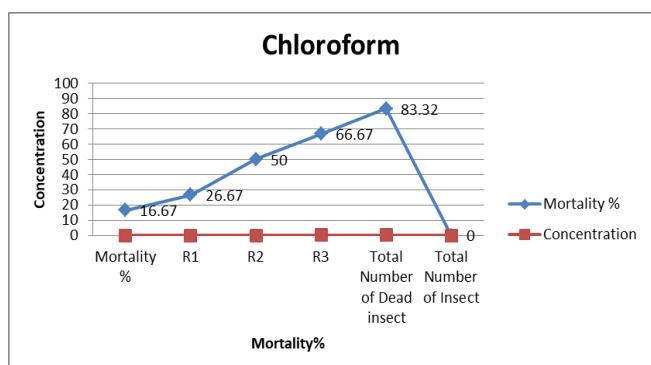
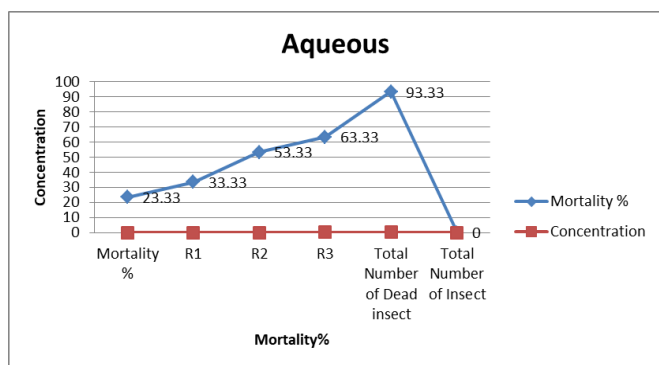
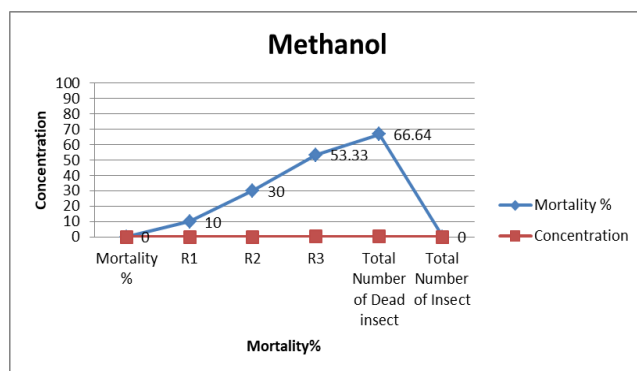
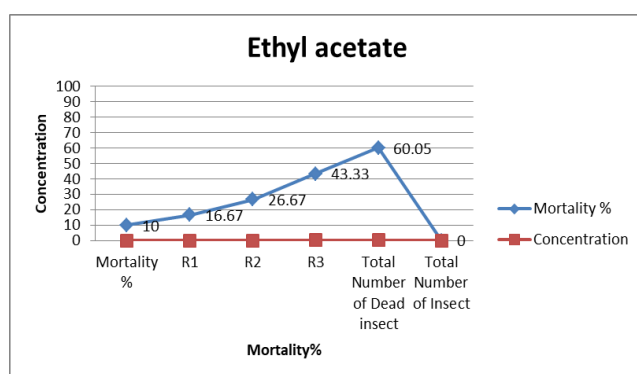
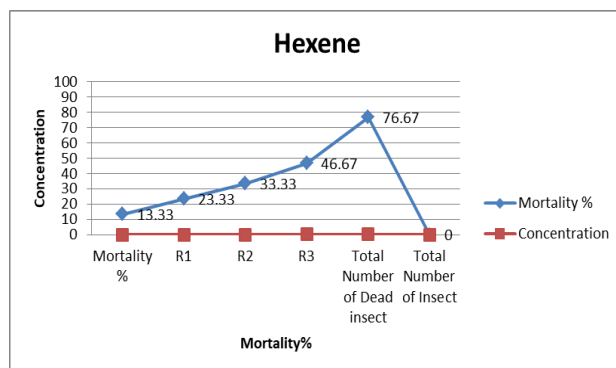
Lantana camara do not have antifeedant activity at all concentrations (Oraon Priti Kumari and Thakur Anand Kumar, 2022).

Material and Methods

The Aerial parts of the *Lantana camara* and *Clotropis procera* were collected randomly from the fields of Chaudhary Charan Singh University, Meerut, Uttar Pradesh, India. The plant samples collected were washed, dried and then grounded. To powder of aerial parts was extracted thrice with 300ml methanol and concentrated by Rotary vacuum evaporator (Buchi-Rotavopour R-200/R-205) at 70°C and evaporated to dried crude extract and stored at 4°C in an air tight bottle. Other solvents i.e., Hexane, Aqueous, Chloroform, Ethyl acetate, Methanol having polar, non-polar and semi-polar activities were also utilized for mortality study.

Result & Discussion

During this study work the mortality percentage was observed at all respective doses against *Spodoptera litura* (Third instar larvae) after that we observed significant mortality action comparison against control. The result shows that *C. procera* showed maximum mortality rate of *Spodoptera litura* by chloroform extract (86.67%) followed by Hexane, Methanol, Ethyl acetate and Aqueous solution. Likewise, in case of *Lantana camara*, the maximum mortality rate was observed in Aqueous solution (93.3%), followed by chloroform, hexane, ethyl acetate and methanol solution at different concentrations as show in Tables-1.



Conclusion

Laboratory and field trial evaluations of plants Extracts revealed that the chloroform fraction of *C. procera* and *L. camara* in combination showed synergistically enhanced activity at very low dosed (2.0% and 1.25%) and has promising potential as insecticidal activities for the management of *Spodoptera litura*. The combination of *C. procera* and *L. camara* can be applied for integrated pest management (IPM).

References

- Ajayi, O.J.T.; Arokoyo, J.T.; Nesan, O.D.; Olaniyan, M.; Ndivi Mbula, M. and Kannike, O.A. (1987). Laboratory assessment of the efficacy of some local plant materials for the control of storage insect pests. *Samores Journal of Agricultural Research*, 5: 81-85.
- Begum, N.; Sharma, B.; and Pandey, R.S. (2013). *Calotropis procera* and *Annona squamosa*: potential alternatives to chemical pesticides. *Current Journal of Applied Science and Technology* Vol. 254-267.
- Chin, E.I.; Marutescu, L.; M.Popa, S. Cristea (2017). Antimicrobial efficacy of some plants extract on Bacterial ring root pathogen, *clavibacter Michiganensis*. *SSP. Sepidonicus*. 79 156-181.
- Choi, W.S.; Park, B.S.; Lee, Y.H.; Jang, D.Y.; Yoon, H.Y.; Lee, S.E. (2006). Fumigant Toxicities of essential oils and monoterpenes against *Lycoriel lamali* Adults, crop protection, 398-401.
- Gonzalez-Coloma, A. Martm-Benito, D. Mohamed, N. Gascia-vellejo, M.C. Soria, A.C. (2006). Antecedent Effects and Chemical Composition of essential oils from Different populations of Lavander la luisieri L., *Biochemical Systematic and Ecology*, 34, 609-616.
- Ingle, K.P.; Deshmuk, A.G.; Padole, D.A.; Dudhare, M.S.; Moharil M.P.; and V.C. Khelukar, (2017). Bio-efficacy of crude extract from *Jatropha curcas* Against *Spodoptera litura*. *Journal Entomology, Zoology Study*, 36-38.
- Isikber, A.A.; Alma, M.H.; M.H.M. Kanat, A. Kasci (2006). Fumigant Toxicity of essential oils from *Laurens nobilis* and *Rosmasinus officinolis* against all life stages of *Tribolium confusum*, *Phytoparasitica*, 34(2); 167-177.
- Islam, M.S.; Hasan, M.M.; Xiong, W.; Zhang, S.C.; C.L. Lei (2009). Fumigant and repellent activities of essential oil from *Coriandrum sativum* (Apiaceae) against red flour beetle *Tribolium Castaneum* (Herbst) (Coleoptera : Tenebrionidae), *Journal of Pest Science*, 82: 171-177.
- Kebede, Y.; Gebre-Michael, T.; Bolkeo, M.; (2010). Laboratory and field evolution of neem (*Azadirachta indica* A. Juss) and Ghinaberry (*Melia Azadirachta* L.) oils as repellent against *phlebotamus orienritalis* and *P. bergeroti* (Diptera : psychodidae) in Ethiopia, *Acta, Tropia*, 113: 145-150.
- Klianzada, S.K.; Shaikh, W.; Kazi, T.G.; Sofia, S.; Kabir, A.; Usmanghani, K.; and Kandhro, A.A. (2008). Analysis of fatty acid elemental and total protein of *Calotropis proceramedicinal* plant from Sindh, Pakistan, *Pakistan Journal Botany*, 40(5) : 1913-1921.
- Lajide, L.C.O.; Adedire, C.O.; Muse, W.A. and Aegle, S.O. (1998). Insecticidal activity of powders of some Nigerian plants against the maize weevil, *sitophilus zeamais* Motsch in : *Entomology and the Nigerian Economy : Research Focus in the 21st Century*; (Lale, NES; Moeta, N.B.; Donli, P.O.; Dike, M.C. and Aminu-Kano, M. Maichiguri eds), Nigeria : *Entomological Society of Nigeria* (ESN) 227-235. ESN Occasional Publication 31.
- Minelli, E.V. and Rebeiro, M.L. (1996). DDT and HCH residues in blood serum of Malaria control sprayer, *Bull. Environmental Containment and Toxicology*, 57: 691-696.
- Oraon Priti Kumari and Thakur Anand Kumar (2022). Effects of Toxic weed *Lantana camara* on the feeding behaviour and insecticidal activity of *Spodoptera litura* fab. (Lepidoptera : Noctuidae). *J. Zool. invest.* 8(1) : 441-446, 2022.
- Pavela, M.; Sajfirtova, H.; Sovova, M.; Barnet, J. Karban (2016). The insecticidal activity of *Tanacetum parthenium* Schultz-Bip, extracts btained by supercritical fluid extraction and hydrodistillation, *Industrial Crops and Products*, 449-454.
- Quisiw, Huanas, LIC, Chen. S., Peng Z. (2010). Biological activates of the essential oil from the leaves of *piper sormenlorum* Roxb. and in Chemical Constitute *Journal of pest Science* 83:
- Saxena, R.C.; Dixit, O.P.; and Harshan, V. (1992). Insecticidal action of *Lantana camara* against *Callosobruchus chinensis* (Coleoptera: Bruchidae), *Journal of Stored Product Research*, 28(4): 279-281.
- Subramanyam, B. and Roeseli, R. (2000). An alternative to pesticides in stored products IPM 321-380, *Springer Boston*, M.R.
- Tang, G.W.; Yang, C.J.; Xie, L.D. (2007). Extraction of *Trigonella foenum-graecum* L. by supercritical fluid CO₂ and its contact toxicity to *Rhyzoperthadominica* (fabricus) (Coloeoptera Bostrichidae). *Journal Pest Science*, 80: 151-157.
- Tschocke, P.H.; Olivior, E.E.; Dalcin, M.S.; Silivera-TS Chockke, M.C.A.; Sormento, R.A. and Santos, G.R. (2019) (2HIQ). Botanical and synthetic pesticides alter the flower visitation rates of pollinator bees in Neotropical Melon fields. *Environmental Pollution*, 251: 591-599.
- Waliszewski, S.M.; Aguirre, A.A.; Benitez, A.; Infanzon, R.M.; Infanzon, R. and Rivera (1999). Organochlorine pesticide residues in human blood serum of inhabitants of Veracruz, Mexico. *Bulletin of Environmental Contamination and Toxicology*, 62(4): 397-402.